





Contents

Heutink International.	4
Mathematics	8
Language	60
Language – Nederlandse taal / Dutch market	84
Puzzles	94
Pretend play	110
Keyword index	132



Story dominoes

Rating

Each Educo product has several development areas. This can be clearly seen in the diagram below. In general, all the products require a certain degree of language and motor skills because they all involve physical movement and interaction. The diagram shows a main domain in mathematics or language, but also indicates the scores on the other domains. For example:



Story dominoes can be used for language skills, fine motor skills and math. The main goal is language skills, because of the many ways to tell a story. Fine motor skills are practiced when the wooden dominoes are placed upright in a very precise way. Math skills are part of the game because of the sorting exercise.

Brands of Heutink International:



Nienhuis
MONTESSORI

educo

JEGRO
EDUCATIONAL

ARTS & CRAFTS
Specialisation by Heutink

GAM
GONZAGARREDI
MONTESSORI

Mathematics



Connect shape and colour

90000081

Take the starting piece of the chain. Complete the chain by placing pieces picturing matching colours and shapes. If, after you have used all the cards, the chain forms a square, then you did well! Then play the game by matching only colours or only shapes. Because there are several options you will each time get a different pattern. The challenge is to make your chain by using as many as possible or all blocks. This makes the game extra exciting for children and stimulates their spatial visualization ability.



Contents:

- 25 wooden blocks
- wooden box (33.5 x 22.5 x 7 cm)



Geometric shapes puzzle


E522418

Find and match wooden puzzle pieces in various geometrical shapes, sizes and colours. Orient the frame in a different direction for a new spatial perspective.



Contents:

- 16 wooden puzzle pieces in 4 shapes, sizes and colours, with large wooden knobs
- wooden frame (34 x 34 cm)



Shape sorting puzzle

E523130

Sorting set with 3 geometric shapes in 2 sizes to help children distinguish colours, shapes and sizes. Stimulates hand-eye coordination and fine motor skills. The extra large knobs are ideal for little hands.



Contents:

- 6 wooden puzzle pieces
- wooden frame (20 x 28 cm)



Sorting lotto

- Animals and their food (1)
- Animals and their fur (2)
- Animals and their babies (3)
- Animals and their home (4)

- E523074
- E523075
- E523076
- E523077

Sort and combine cards with animals and their food, fur, babies or home. Increase vocabulary and knowledge about animals.



Contents:

- wooden frame (34 x 34 cm)
- 2 x 9 plastic image cards



Peutra

E522935

Stack the coloured blocks on the rods to match the assignment card. Follow the digit pattern within the assignment card image. Assignment cards are progressively more difficult as indicated by code.



Contents:


- 2 wooden stands with 4 rods
- 48 multi-coloured blocks
- 10 assignment cards
- wooden box (34 x 40 x 8 cm)



Additional beads card stand

E522937

Additional stand for Peutra



Shapes tower

3003220

Build towers as shown on the assignment cards. Learn to distinguish various colours, sizes and shapes and to convert a 2D picture into a 3D structure. Improve hand-eye coordination and fine motor skills. Assignments feature actual size models and have an increase in degree of difficulty.



Contents:

- 4 wooden stands
- 8 plastic assignment cards with 16 assignments
- 24 wooden blocks in 3 shapes and 4 colours
- wooden box (33 x 32.5 x 7 cm)





Maxi insert mosaic

E523096

Encourage children to exercise their colour and shape perception. Children can make their own creations or use one of the 8 assignment cards. The assignment cards have 8 advancing levels of difficulty.



Contents:

- 160 pegs in 8 bright colours
- 8 assignment cards
- wooden box with partitions and lid (31 x 29 x 8.5 cm)



Tweezers

E523349

Develop fine motor skills with these wooden tweezers. Use in games with beads, rings, knob puzzle pieces, etc.

Contents:

- set of 4 wooden tweezers



Mosaic board

E523095

Maxi insert mosaic:
frame (38 x 27 cm)



Motor skills board - Flowers

E522963

With the magnetic pen, move coloured balls to the flowers. Combine balls and flowers of the same colour or develop counting, by placing as many balls in a flower as the number of petals. Stimulate fine motor skills, spatial awareness and the ability to concentrate.



Contents:

- wooden magnetic board (29.5 x 29.5 cm)
- 6 cardboard assignment cards
- magnetic pen



Nuts and bolts (64)

E136010

Create all sorts of shape and colour combinations and sequences with nuts and bolts. Develop hand-eye coordination, fine motor skills and colour and shape recognition.



Contents:

- 64 plastic nuts and bolts in 4 colours

Fun buttons (200)

E136011

Stack, sort and lace colourful buttons with 1-5 holes. Develop hand-eye coordination, fine motor skills and colour recognition.



Contents:

- plastic buttons in 5 colours
- 2 plastic end ties
- selection of coloured strings



Chain links (200)

E136013

Create colourful series of chain links. Develop hand-eye coordination, fine motor skills and colour recognition.



Contents:

- 200 plastic chain links in 4 colours



Sparkling beads (252)

3004230

String beads on laces creating your own patterns. Be creative and make your own necklaces, bracelets or window hangers. Recognise shapes and colours, develop spatial reasoning and fine motor skills.



Contents:

- 252 beads in 6 shapes and 6 transparent colours
- 8 cotton laces in 4 colours and 2 lengths
- transparent plastic bucket (20 x 13.5 cm)

Rainbow beads (250)

3004252

String beads on laces creating your own patterns. Be creative and make your own necklaces, bracelets or window hangers. Recognise shapes and colours, develop spatial reasoning and fine motor skills.



Contents:

- 250 plastic beads in 6 shapes and 5 full colours
- 8 red cotton laces in 2 lengths
- transparent plastic bucket (20 x 13.5 cm)



Motor skills board

Numbers

E522391

With the magnetic pen and the turntable, move coloured balls through the maze as you like or by using the 6 assignment cards. Create patterns of various colours and various amounts of balls. Stimulate fine motor skills, spatial awareness and the ability to concentrate.



Contents:

- wooden magnetic board (37.5 x 37.5 x 1.8 cm)
- 6 cardboard assignment cards
- magnetic pen



Counting fruit

E522939

Motor skills board that trains motor skills, counting and the ability to concentrate. The wooden discs can be moved to the right place using a magnetic pen.



Contents:

- wooden magnetic board (29.5 x 29.5 cm)
- magnetic pen

Magnetic pen

E522941

Magnetic pen for Motor skills boards



Quantities


E522952

With the magnetic pen, move coloured balls through the maze as you like or by using the assignment cards. By sorting the various colours and amounts of balls, develop counting and the understanding of numbers and amounts up to 10. Stimulate fine motor skills, spatial awareness and the ability to concentrate.



Contents:

- wooden magnetic board (29.5 x 29.5 cm)
- 6 cardboard assignment cards
- magnetic pen





Building bricks natural

E522480

100 wooden building blocks in different shapes. Comes in a cotton bag. Basic size: 3 x 3 x 3 cm.



Large wooden building blocks

236600

Set of 156 solid wooden blocks in five cardboard boxes.



Contents:

- 156 blocks that comprise:
 - 36 cubes (10 x 10 x 10 cm)
 - 36 building blocks (20 x 10 x 5 cm)
 - 24 diagonally cut halve cubes (9.5 x 9.5 x 10 cm)
 - 24 cubes cut in four (6.7 x 6.7 x 10 cm)
 - 24 tiles (10 x 10 x 5 cm)
 - 12 poles (20 x 5 x 5 cm)



Large wooden building blocks in 3 boxes

236300

This set of solid wooden blocks is stored in 3 stackable wooden boxes. The box at the bottom has a set of wheels.



Contents:

- 80 solid wooden blocks that comprise:
 - 16 cubes (10 x 10 x 10 cm)
 - 16 building blocks (20 x 10 x 5 cm)
 - 8 cubes cut in half (9.5 x 9.5 x 10 cm)
 - 8 cubes cut in four (6.7 x 6.7 x 10 cm)
 - 12 tiles (10 x 10 x 5 cm)
 - 12 poles (20 x 5 x 5 cm)
 - 8 diagonally cut blocks (20 x 10 x 5 cm)

Activity cards (30)

E522982

Additional set of example cards for Large wooden building blocks





Math box 1

493600

Learn to distinguish shapes and colours. The box contains 4 small boxes with matching lids. Through holes in these lids, the differently shaped 2D and 3D blocks can be placed into the box. Use the blocks separately to create different variations of 2D and 3D shapes.



Contents:

- 4 small boxes
- 16 3D shapes in 4 colours
- 16 2D shapes in 4 colours
- wooden box (30 x 30 x 7 cm)

Wooden dominoes

E523127

Build a dominoes track and use objects as stairs, bells, a marble track or a mill to make it even more challenging.



Contents:

- 500 dominoes
- 4 stairs
- 3 revolving doors
- millmarble track
- 10 building blocks
- 2 buffers
- 2 bells
- wooden box (38 x 32 x 7 cm)





Inlay board fingers and toes

E522969

Inlay puzzle board with 10 colourful fingers and toes to introduce number correspondence. Each finger or toe features a number and the frame corresponds numerically in dots. Practising putting the pieces into place helps children gain in dexterity and shape recognition.



Contents:

- wooden frame [36.5 x 36.5 cm]

Number puzzle 1-10

353000

Number puzzles 1-10 clearly introduces one to one number correspondence to children. Count the dots and match with a number symbol. Check answers by fitting the puzzle pieces together.



Contents:

- 20 wooden puzzle pieces
- wooden box [24 x 12.5 x 7 cm]



Counting circle

E522053

These jigsaw wedges have three styles of numerals. Each wedge of cake sequentially goes up to 10. Work puzzle by wedges first or move in concentric circles by adding the values in order. Increase difficulty by starting at the value other than one or by working backwards from 10.



Contents:

- wooden jigsaw board [33.5 x 33.5 cm]
- 10 wooden dot pieces
- 10 wooden numbered pieces
- 10 wooden symbol pieces

Dot dice blue / red

3011501 / 3011502

Dice made from soft plastic, safe to handle and roll quietly. Easy to clean so suitable for indoor as well as outdoor use. The dice help children to inculcate numbers up to 6.



Number die green

3011510

Die made from soft plastic, safe to handle and roll quietly. Easy to clean so suitable for indoor as well as outdoor use. The number die helps children to inculcate number symbols up to 6.



Contents:

- plastic die 1-6 (10 cm)

Colour die

3011520

With a red, blue, yellow, green, orange and white side. Search, for example, objects in the classroom which have the same colour as shown by the die or practise combining colours with quantities by throwing both a number die and the colour die. Give assignments such as: 'take 6 orange beads' or 'colour 2 blue socks'. The die is made from soft plastic, which makes it safe to handle and roll quietly. Easy to clean so suitable for indoor as well as outdoor use.



Contents:

- soft plastic die with colours (10 cm)

Activity die

3011530

What part of the body does the die show? What can you do with it? Learn to recognise and name body parts and discover their functions. The die is made from soft plastic, which makes it safe to handle and roll quietly. Easy to clean so suitable for indoor as well as outdoor use.



Contents:

- large soft plastic die with images showing body parts (10 cm)





Math box 2

494001

Make series with round shapes in a five-structure, based on characteristics such as size and thickness. Combine Math box 2 and Math box 3 to extend the learning possibilities.



AGE 3+  

Contents:

- 3 wooden boards (29.5 x 21 x 1 cm) with slots
- 15 3D wooden objects
- 3 plastic assignment cards
- wooden box (30 x 30 x 7 cm)



Math box 3

494002


Make series with round shapes in a 5-structure, based on characteristics such as length, height and width. Combine Math box 2 and Math box 3 to extend the learning possibilities.



AGE 3+  

Contents:

- 3 wooden boards (29.5 x 21 x 1 cm) with slots
- 15 3D wooden objects
- 3 plastic assignment cards
- wooden box (30 x 30 x 7 cm)



Make the right move

90000056

Make the movement indicated on the assignment card. Learn to name and assume different poses. There are various ways to play this game. Get moving by imitating the posture on the card or describe the posture to someone else. By describing the postures, concepts such as high, low, left and right are also covered. In the game all 16 postures occur twice, making it also possible to play a memory game. This stimulates visual perception and visual memory.



Contents:

- 32 plastic cards with 16 different postures
- wooden box (24 x 12.5 x 7 cm)



Screw colour and shape

E522046

This ever-fascinating nuts and bolts game requires children to copy the various colour / shape sequences.



Contents:

- 8 assignment cards
- 64 multi-coloured plastic geometric pieces
- wooden box (40 x 34 x 8 cm)



Colodie - Puzzle on colour

E522040

Children roll a colour die in turn to find a matching coloured piece for their puzzle. The first child to complete the image wins the game. Fitting the pieces into place helps children develop confidence with colours and shapes.



Contents:

- 6 wooden puzzles (16 x 16 cm)
- 6 wooden puzzle pieces each
- 2 wooden dice with colours (3 x 3 cm)
- wooden box (33.5 x 22.5 x 7 cm)





Spider sorting puzzles

Quantities

E523365

Look at the quantities surrounding the spider. Add image cards with the same quantities on the correct position in the inlay board.

Colours

E523366

Look at the colours surrounding the spider. Add image cards with the same colours on the correct position in the inlay board.

Shapes

E523367

Look at the shapes surrounding the spider. Add image cards with the same shapes on the correct position in the inlay board.

The four seasons

E523368

Look at the seasons surrounding the spider. Add image cards with matching characteristics on the correct position in the inlay board.

Emotions

90000003

Look at the emotions the spider shows. Place image cards that show the same emotions in the right place into the inlay frame.



Contents:

- wooden frame (40 x 40 cm)
- 17 wooden puzzle pieces

Comprehension lottos

Complete the animals

E522287

Position the image cards in the right order. Name what has been added to the animal.

Contents:

- wooden frame (34 x 34 cm)
- 16 plastic image cards

Colour

E522291

Match the image cards based on colour. Name the images and their colours.

Contents:

- wooden frame (34 x 34 cm)
- 25 plastic image cards

Match the postures

E522288

Match the image cards based on position. Copy the position by yourselves.

Association

E522290

Match the image cards that are identical. Name the images.

Increasing animals

E522293

Position the image cards in the right order from small to big.

Contents:

- wooden frame (34 x 34 cm)
- 2 x 16 plastic image cards



What happens first

E522286

Position the image cards in the right order. Tell what's happening.

Contents:

- wooden frame (34 x 34 cm)
- 16 plastic image cards





Scales

E522185

Balance weights or compare the weight of various objects. Learn to describe what happens to the scale and why. (Weights available separately, E522832). Children will begin to classify objects as heavy / light, despite object and size.



Contents:

- beech wood scale (40 x 15 cm)
- 2 plastic bowls (ø 17.5 cm)

Extra set of plastic bowls

E522186

Additional set of plastic bowls for Scales (E522185)



Plastic weights


E522832

Plastic weights are easy to handle and durable. Pairs are equally weighted to show balance and equality. Use with Scales (E522185).



Contents:

- 2 wooden stands
- 8 plastic weights (2 x 4, ranging from 4-7 cm in height)



Weight tubes

E522821

Plastic tubes with various weights. Explore the difference between heavy and light. Weight tubes engage abstract thinking with ideas involving 'more than' and 'less than' with equally sized objects.



Contents:

- wooden stand (38 x 13 cm)
- 12 plastic weight tubes



Diagram volume

E523192

Rows are created to show a gradual increase or decrease in volume. Sort the images in the diagram from empty to full and vice versa. While playing, children learn about concepts such as 'more than' and 'less than'.



Contents:

- wooden frame (34 x 34 cm)
- 25 plastic cards

Heavier and lighter

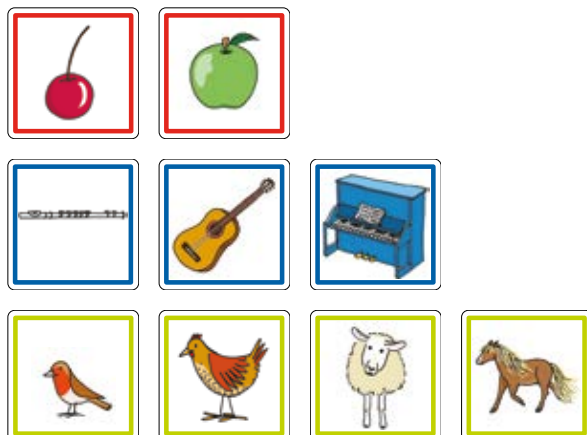
90000138

Compare items based on a visual estimate of weight. Place 2, 3 or 4 items in order from lightest to heaviest. For example: cherry and apple or bird, chicken, sheep and horse.



Contents:

- 45 plastic image cards
- wooden box (24 x 12.5 x 7 cm)





Measure and compare

3005250

Place blocks on the assignment cards. For the exercises with only outlines you can choose which colours and lengths to use. Develop spatial reasoning and logical thinking skills by measuring and comparing blocks of various lengths and colours.



Contents:

- 6 plastic assignment cards with 12 assignments
- 25 wooden blocks in 5 lengths and colours
- wooden frame (33 x 32.5 x 7 cm)

Measure, compare and count


3005260

Place blocks on the assignment cards. For the exercises with only outlines you can choose which colours and lengths to use. Develop spatial reasoning, logical thinking, and counting skills by measuring, comparing and counting blocks of various lengths and colours.



Contents:

- 6 plastic assignment cards with 12 assignments
- 30 wooden blocks in 5 lengths and colours
- wooden frame (33 x 32.5 x 7 cm)



Counting hands

E523001

Recognize quantities at a glance. Counting hands help children to trust their number skills and move away from using their own fingers.



Contents:

- 2 wooden hands on a wooden base with 10 bendable fingers

Counting eggs

E523002

The 10 unbreakable eggs are magnetically held into place for class instruction. The egg box lid is a whiteboard surface. Children can compete to correctly answer equations written on the box lid with a dry erase marker (not included). Open the box to check the answer by counting the eggs.



Contents:

- wooden egg box with strong magnet
- wooden framed whiteboard lid
- 10 wooden eggs with magnets



Math bus with trailer - Maxi

E523119

Let passengers get on or off the bus to practise math skills. How many passengers take a ride with the bus? Stop signs, dice and playing cards enhance the endless variety and complexity of games and lessons. Introduce counting, adding and subtracting up to 20.



Contents:

- bus (91 x 18 x 18 cm)
- addition and subtraction exercise cards
- 20 passengers (10 red, 10 white)
- bus stop signs
- 4 dice (two coloured; signs + and -; 1-6; dot values)
- wooden box





Perspectivo

E523361

Copy scenes in perspective and communicate about what you see. Stimulate spatial orientation and vocabulary.



Contents:

- 12 plastic assignment cards
- 20 wooden figures
- 2 wooden holders
- wooden box (33 x 32.5 x 7 cm)

Figurovorm

E522949

Figurovorm offers endless ways of looking at a circle and how it's made up. In a playful way children discover the concept of fractions (1/2, 1/3 etc) as well as fractional shapes (semi-circle, oval etc).



Contents:

- 4 plastic work boards
- 8 plastic assignment cards with 16 assignments
- plastic shapes in 6 colours
- wooden box (42 x 33 x 9 cm)



Assignment cards

E522948

12 plastic assignment cards for Figurovorm





Figurogram

E522231

Promote abstract thinking and creativity with this fascinating activity. Create a geometric image by following assignment cards. For a challenging game, recreate only a part of an image which is completed when reflected in the mirrors. Shape, pattern and spatial relationships take a new perspective. The assignment cards have an increase in degree of difficulty.



Contents:

- 48 plastic shapes
- 18 plastic assignment cards
- plastic safety mirror
- wooden box (33.5 x 22.5 x 7 cm)

Extra shapes

E522232

Additional set of shapes for Figurogram



Rings and sticks

E522172

Create figures of the assignment cards with the rings and sticks or create your own figure. Compare various lengths and sizes. Stimulate fine motor skills and visual analysis.



Contents:

- 248 plastic shapes in 4 colours
- 24 plastic assignment cards
- wooden box (33.5 x 22.5 x 7 cm)



Extra shapes

E522194

Additional shapes for Rings and sticks



Colour nuance

E522227

The changes on the image cards are based on value and hue. Ask children which image is more attractive, has clearer details or stands out more to them. Children arrange matching cards from darkest to lightest. This game encourages children to understand gradations of hue and the impact it has on images.



Contents:

- 36 plastic image cards
- wooden frame (40 x 40 cm)



Happy hammer

Geo set

E522355

Create mosaic designs with geometric shapes in various colours. Model one of the 12 assignment cards or make up your own unique creations. Improve fine motor skills and hand-eye coordination.



Contents:

- 2 cork boards with MDF bottom
- 12 assignment cards
- 2 small plastic hammers
- 144 plastic geo shapes
- brass nails
- wooden box (40 x 34 x 8 cm)

Hammer

E522380

Additional red plastic hammer for Happy hammer.



Box of nails

E512090

Extra nails for Happy hammer. Length nail - 1.6 cm. Box with 200 nails.



Cork boards

E512091

Cork board with MDF for Happy hammer (30 x 22.5 x 1.5 cm)



E512092

Extra cork board for Happy hammer (30 x 22.5 x 1.5 cm)

Farm - extra figures

E522805

Set with 72 extra farmyard figures for Happy hammer



143 plastic shapes

E522357

Additional set of 144 extra plastic shapes for Happy hammer geo



Numbers

90000055

Hammer numbers and sums on the cork board. Increase number sense and stimulate fine motor skills.



Inhoud:

- 60 wooden numbers (6 x numbers 0-9)
- 30 wooden math signs
- 2 boxes of brass nails
- 2 wooden hammers
- 2 cork boards
- wooden box with partitions



NEW

Kralo

Group set square

E522808

Make colourful patterns with beads, by using an image card or by using your imagination. Place a transparent bead board on or next to an image card and put in the beads. Stimulates eye-hand coordination, spatial awareness and creativity. With the Kralo group set, children can work with the beads boards 4 at a time.



Contents:

- 4 plastic bead boards (2 white, 2 transparent)
- 1000 plastic beads
- 12 plastic image cards
- wooden box (45 x 22 x 6.5 cm)



Bead board wooden box

E095023

Separate wooden box for beads board. For a complete set, please order Square beads board E095024 or Round beads board E095025



Bead board plastic lid

E095031

Plastic lid for bead board round or square



Bead board wood - square

E095024

Square wooden bead board



Bead board wood - round

E095025

Round wooden bead board



Bead board wood - round with box

E095027

Round wooden bead board in wooden box



Board white square

E095060

Kralo board white plastic square



Board transparent square

E095061

Kralo board transparent plastic square



Board white round

E095065

Kralo board white plastic round



Board transparent round

E095066

Kralo board transparent plastic round





Geometric board

90000007

Create figures by placing the rubber bands around the pins. Discover perimeter, surface area, different angles and much more. Use the example cards or create beautiful creations yourself.



Contents:

- wooden game board with 25 wooden pegs
- 6 example cards printed on both sides
- 80 elastic bands in 4 colours
- wooden box (33.5 x 22.5 x 7 cm)

Suction cups (30)

900000137

Use the suction cups to place assignment cards upright.



Rubber bands

900000020

Contents:

- 80 elastic rubber bands in 4 different colours



Insert mosaic 10 mm

E522333

A transparent insert mosaic frame to encourage children to exercise their colour and shape perception. Children can make their own creations or use one of the 8 assignment cards. The assignment cards have 8 advancing levels of difficulty.



Contents:

- 160 pegs in 8 bright colours
- 8 assignment cards
- wooden box with partitions and lid (31 x 29 x 8.5 cm)



Additional pins 10mm (c. 800 pcs)

E522335

Additional pins 10 mm (approximately 800 pcs) for Insert mosaic (E522333)



Additional insert frame

E522337

Additional insert frame (20 x 28 cm) for Insert mosaic (E522333)





Vetrovorm

E522462

A fun game for developing hand-eye coordination. Copy colourful designs by threading strings through the perforated cards or use the 6 blank cards to create own designs.



Contents:

- 18 perforated plastic cards
- 24 cotton laces
- wooden box (33.5 x 22.5 x 7 cm)

String laces (24)

E522576

Set of 24 cotton string laces in 4 colours. Length: 86 cm.



Embroidery set


E522385

Create embroidered designs with this safe and easy to use set. Follow examples or use your imagination and make beautiful new patterns.



Contents:

- 4 plastic embroidery plates (28 x 19.5 cm)
- 4 embroidery needles with a blunt tip
- 9 double sided example cards
- embroidery thread



Repeat the bead

E523277

Learn to make a sequence or pattern based on shape and colour. Continue the sequence shown on the magnetic assignment cards.



Contents:

- 102 wooden beads in 2 shapes and 3 colours
- 4 wooden cards with laces
- 16 magnetic assignment cards
- wooden box (33.5 x 22.5 x 7 cm)



Maxi stringing beads

E522112

Learn about shapes, colours, order and patterns with Maxi stringing beads. Children follow the colourful patterns from the card images to fill their stand or by using the thread.



Contents:

- 2 wooden holders with plastic stick
- 4 red cotton laces
- 180 plastic beads in 6 shapes and 5 colours
- wooden box (33.5 x 22.5 x 7 cm)



Card stand

E522115

Additional stand for Maxi stringing beads



Set of 180 maxi stringing beads

E522188

Additional beads for Maxi stringing beads



Bear sorting game

E523381

Place the assignment card into the holder. Place the bears with the same colour and size in front of the assignment card by using a tweezer.



Contents:

- 16 plastic cards
- 64 plastic bears
- 2 wooden tweezers
- 2 wooden stands
- wooden box (33.5 x 22.5 x 7 cm)



Stick the shape

90000006

Combine colour and shape and grab the right card as quickly as possible with the suction cup. Develop precision and speed.



Contents:

- wooden die with shapes
- wooden die with colours
- 6 rubber sticks with suction cup
- 72 plastic cards (2 x 6 shapes in 6 colours)
- wooden box (24 x 12.5 x 7 cm)





Forms row

E522908

Do you see a triangular shape in a tent, roof and party hat?
Recognise geometrical shapes in everyday objects and develop visual analysis. Form rows of picture cards with the same geometrical shape.



Contents:

- wooden frame (40 x 40 cm)
- 36 plastic image cards

Search the shape

E522909

Do you see the shape of the number 2 in the swan's neck?
Recognise numbers and geometrical shapes in pictures and combine 2 cards with shapes that match. In this way, visual analysis is developed. Sort image cards to the assignment strips. The assignments have an increase in degree of difficulty.



Contents:

- 8 plastic assignment strips
- 32 plastic cards
- wooden box (33.5 x 22.5 x 7 cm)



Find the row

E523121

Find the row helps children learn to organize and classify categories for images. Children describe and compare an assignment strip and the three small cards that belong with it as full-empty, wide-narrow, and high-low, etc. This game inspires the use of descriptive words which helps increase the vocabulary.



Contents:

- 10 plastic assignment cards
- 30 plastic image cards
- wooden box (33.5 x 22.5 x 7 cm)



Feel shapes

E523321

Ticklish tactile game where fluent shapes are key. Recognise shapes on your back, in a bag, written in the air or play a memory game. Develop gross and fine motor skills, perceptual and early writing skills.



Contents:

- 12 wooden boards
- 12 plastic cards
- 2 wooden pens
- cotton bag
- wooden box [24 x 12.5 x 7 cm]



Blindfolds
E523320



Feel the number

1312000

Follow number shapes with your index finger or the wooden pen. Stimulate pre-writing skills, number shape recognition and fine motor skills.



Contents:

- 10 wooden boards with the numbers 0-9
- wooden pen
- wooden box [15 x 11.5 x 7 cm]

Tactile material - Geometric shapes

324300

Feel the 3D shape and combine with the matching contour. Use in combination with the Tactile box (E522873) or the Blindfolds (E523320).



Contents:

- 8 wooden geometric shapes
- 8 plastic cards with matching pictures
- wooden box [24 x 12.5 x 7 cm]





Tactile dice game

3004150

Tactile game with 6 materials: cork, felt, sandpaper and 3 types of plastic. Throw the die, feel the material on top and find the disk in the bag with the same material. Place the matching disk in your tray and collect all materials. Learn to recognise, to compare and to name various materials and to develop perceptual skills.



Contents:

- wooden tactile die
- 4 wooden inlay trays
- 24 wooden disks
- cotton bag (27 x 13 cm)



Tactillo

E522818

Choose shapes that match the pictures. Convert a 2D image into a 3D situation, differentiate between shapes and stimulate both tactile and visual perception. For a greater challenge, keep the shapes in the bag and seek them out by touch alone. In order to sort the shapes neatly, you can use a holder to place the assignment cards on.



Contents:

- 8 plastic assignment cards
- 66 wooden shapes (2 x 33)
- cotton bag
- wooden holder
- wooden box (44 x 22 x 7.5 cm)





Rail-number stamps

1843000

Helps to visualise numbers when children are not able to write them yet. The stamp print has an opening so children can practise writing and start with the beginning of the number shape. The size of the handles designed for children hands.



Contents:

- 12 rubber stamps with see-through grip:
 - numbers 0 - 9
 - math signs + and -
 - height of stamp print 2.5 cm

Number stamps

1841001

Helps to visualise numbers when children are not able to write them yet. The size of the handles is specially designed for children hands.



Contents:

- 18 rubber stamps with wooden handle:
 - numbers 0-9
 - math signs + - : x . =
 - height of stamp print 4.1 cm



Tello - Quantities up to 12

E522496

Practice number constants and one to one correspondence. Make equal quantities by using various objects. Play in a group or individually and practise number fluency up to 12.



Contents:

- 6 plastic play boards
- 36 plastic number/symbol cards
- 48 plastic pegs in 4 colours (12 x 4)
- 48 plastic counters in 4 colours (12 x 4)
- 48 wooden pawns in 4 colours (12 x 4)
- wooden box (33.5 x 22.5 x 7 cm)

Counting diagram 1-5

E522176

Discover and combine cards with a same number representation. Numbers 1-5 are visualised in various ways, with: number symbols, dice, part of a circle, stars and squares.



Contents:

- wooden frame (34 x 34 cm)
- 25 plastic image cards



Counting diagram 6-10

E522177

Discover and combine cards with a same number representation. Numbers 6-10 are visualised in various ways, with: number symbols, dice, part of a circle, stars and squares.



Contents:

- wooden frame (34 x 34 cm)
- 25 plastic image cards



Counting diagram 11-20


E523195

Discover and combine cards with a same number representation. Numbers 11-20 are visualised in various ways, with: number symbols, dice, part of a circle, stars and squares.



Contents:

- 2 wooden frames (34 x 34 cm)
- 50 plastic image cards



Beetle counting game

E522102

Match sets of beetle wings featuring dots and numbers. Combine dots with dots and numbers with numbers or both for more difficulty. Develop counting skills and number recognition up to 12.



Contents:

- wooden frame (40 x 40 cm)
- 50 plastic image cards



Find and count - Up to 10

E522884

Look at and explore the highly detailed theme board scenes. Count the assigned images. Children keep track of each image found by placing a bead on the stand. Flip the assignment strip over for the answers, shown in both dots and numbers.



Contents:

- 6 theme boards
- 6 assignment strips
- 100 beads
- wooden box (33.5 x 22.5 x 7 cm)

Find and count - Up to 20

E523240

Find the 4 assigned theme items. Each item has 2 poles to record the count with beads.



Contents:

- 6 theme boards
- 6 assignment strips
- 120 beads
- 2 wooden stands
- wooden box (33.5 x 22.5 x 7 cm)



Find and count - Magnetic

E523369

Place the assignment strip in the wooden board. Count the assigned images. Move the same amount of coloured balls with the magnetic pen. Turn the assignment strip for self check.



Contents:

- wooden board (29 x 36 cm)
- 10 assignment cards
- magnetic pen



Up to 10 - Additional stand
E522885



Up to 20 - Additional stand
E523244



Set of 100 red beads
E522886



Search and find - Shadow and contour

E523311

Insert one assignment card into the game box upper shelf and try to find the related pairs by lifting the green discs. Children combine objects with shadows and contours. Durable and versatile, this boxed set keeps all the items in place.



Contents:

- 8 assignment boards
- 12 wooden green discs
- wooden game board / storage box (32 x 32 x 6 cm)



Shadow game

E522864

Combine an image with its corresponding shadow. Stimulates visual perception.



Contents:

- 4 plastic assignment boards
- 32 plastic image cards coloured
- 32 plastic image cards shadow
- wooden box (33.5 x 22.5 x 7 cm)





Area

312900

Copy shapes with help of square wooden blocks. Practice comparing and filling areas. One side of the assignment card shows the surface divided into blocks. The other side is more challenging with only the total area of the shape visible.



Contents:

- 16 wooden blocks
- 24 assignment cards
- wooden box (24 x 12.5 x 7 cm)

Build your zoo

312800

Build enclosures for every animal. Children learn to copy shapes, compare and fill areas, experiment with surfaces and discover an area's perimeter.



Contents:

- 4 wooden play boards
- 16 plastic animal cards
- 50 plastic squares
- 60 plastic fences
- 6 plastic assignment cards
- wooden box (33 x 32.5 x 7 cm)



Calculation matrix

E522033

Children classify card images into categories. Cues from the matrix board's horizontal and vertical axes show a pattern. Children distinguish the logical progression of images with classifications such as, 'nearest, near, far and further; lowest, low, high and highest'. A variety of descriptions may apply to each, so children can extend their vocabulary with team work.



Contents:

- 8 matrix game boards, printed on both sides
- 128 image cards
- wooden box (42 x 33 x 9 cm)



Verti-blocs

1365001

Build structures as shown on the assignment cards or use your imagination. Learn to convert a 2D image into a 3D structure. Improve hand-eye coordination, spatial reasoning and fine motor skills. The assignment cards have an increase in degree of difficulty.



Contents:

- 160 wooden blocks in 4 colours
- 12 plastic assignment cards printed on both sides
- 2 wooden holders
- wooden box (42 x 33 x 9 cm)



Verti-fix

1372000

Connect cubes to create a clock, mill or other structure as shown on the assignment cards or use your imagination. Learn to convert a 2D picture into a 3D structure. Improve hand-eye coordination, spatial reasoning and fine motor skills. The assignment cards have an increase in degree of difficulty.



Contents:

- 150 plastic cubes in 5 colours
- 24 plastic assignment cards
- 2 wooden stands
- wooden box (46 x 33.5 x 5.5 cm)

Verti-fix - Animals

E523323

Create animals as shown on inspiration cards or use your imagination. The cards contain animals living on land or in the water. Play together and inspire each other. Improve hand-eye coordination, spatial reasoning and fine motor skills.



AGE 5+

Contents:

- 215 plastic blocks
- 16 plastic inspiration cards
- 2 wooden stands
- wooden box (46 x 33.5 x 5.5 cm)





Mini-Midi-Maxi

305000

The Mini-Midi-Maxi activity explores the differences between small, larger and the largest. Language plays a key role with this material. The following concepts are encountered during play: smallest, largest, larger than, and so on.



Contents:

- 4 wooden stands
- 36 wooden figures
- 18 assignment strips
- 4 small game boards with 8 assignment cards
- wooden box (33.5 x 22.5 x 7 cm)

Building spatial - From 2D to 3D

E522234

Create a 3D copy of the activity card image by using blocks and the plastic safety mirror. Explore spatial relationships by comparing 2D pictures with their 3D versions to develop abstract thinking.



Contents:

- 24 plastic assignment cards (3 levels of difficulty)
- 40 wooden construction blocks
- safety mirror
- wooden box with lid (35 x 19 x 8 cm)



Additional set of construction blocks

E522235


Additional set of construction blocks for Building spatial - from 2D to 3D



Additional plastic safety mirror

E522236

Plastic safety mirror



Animal doku

E523352

A challenging game based on the principle of the well-known Sudoku puzzles, where each item can only be used once. Children engage in analytical and creative thinking while they concentrate to fill in all of the rows and columns on the entire grid.



Contents:

- 8 plastic game boards
- 8 plastic control cards
- 65 plastic picture cards
- wooden box (33 x 32.5 x 7 cm)



Math box 4

492000

Develop the concepts of size, of arranging objects by one single quality of size, and of the practical handling of the 10-structure. Concepts that are covered are: short, long, thin, thick, low, high, narrow and wide.



Contents:

- 4 sequences of objects increasing in length, thickness, height, or width
- 8 plastic assignment cards
- wooden box (30 x 30 x 7 cm)

Math box 5

492100

Learn the concepts of size, how to arrange objects by a single characteristic and by several characteristics. Pay attention to the differences in size, and sometimes to the differences in colour as well. The objects are made in such a way that while classifying by size, the colour differences are not beneficial and neither are the size differences while classifying by colour. The child learns to switch from one characteristic to another.



Contents:

- 4 sequences of objects increasing in length, thickness, height, or width
- 16 plastic assignment cards
- wooden box (30 x 30 x 7 cm)



Math puzzles



Quantities up to 6 (24)

90000062

Practice the understanding of the numbers 0 to 6. Combine quantities, represented in a structured fashion, with the right number symbol. Each piece of the puzzle shows a certain quantity. These quantities correspond to a number on the frame. Also note the colour, as some quantities occur more than once.



Contents:

- wooden frame (40 x 28 cm)
- 24 wooden puzzle pieces with quantities

Addition and subtraction up to 6 (24)

90000063

Practice the understanding of the numbers 0 to 6. Practice simple addition and subtraction equations that result in a maximum of 6. Each piece of the puzzle shows a subtraction sum or an addition sum. The result to each sum corresponds to a number on the frame. Also note the colour, as some quantities occur more than once.



Contents:

- wooden frame (40 x 28 cm)
- 24 wooden puzzle pieces with addition and subtraction equations up to 6



Quantities up to 12 (35)

900000064

Practice the understanding of the numbers 0 to 12. Combine quantities, represented in a structured fashion, with the right number symbol. Each piece of the puzzle shows a certain quantity. These quantities correspond to a number on the frame. Also note the colour, as some quantities occur more than once.



Contents:

- wooden frame (40 x 28 cm)
- 35 wooden puzzle pieces with quantities up to 12



Addition and subtraction up to 12 (35)

900000065

Practice the understanding of the numbers 0 to 12. Practice with addition and subtraction equations that result in a maximum of 12. Each piece of the puzzle shows a subtraction sum or an addition sum. The result to each sum corresponds to a number on the frame. Also note the colour, as some quantities occur more than once.



Contents:

- wooden frame (40 x 28 cm)
- 35 wooden puzzle pieces with addition and subtraction equations up to 12



Number sense (set of 4)

900000066

This set of wooden math puzzles consists of a vegetable garden with quantities up to 6; a farm with equations for adding and subtracting numbers up to 6; the supermarket with amounts up to 12; and the beach with equations for adding and subtracting numbers up to 6. These puzzles have an ascending degree of difficulty with 24 and 35 puzzle pieces. All puzzles are in a wooden frame of 40 x 28 cm. Nice detail: what animal appears in each puzzle?



Contents:

- 900000062 Quantities up to 6 (24)
- 900000063 Addition and subtraction to 6 (24)
- 900000064 Quantities up to 12 (35)
- 900000065 Addition and subtraction to 12 (35)





Number line athletics

900000116

The strength of Number line athletics lies in its simplicity, the comprehensible connection between the blocks (quantities) and the position of a number on the number line. This connection stimulates the transition from counting quantities to counting numbers on a number line and ultimately it stimulates the development of a mental number line.



Contents:

- 2 wooden holders
- 2 plastic background cards
- 20 red wooden blocks
- 20 yellow wooden blocks
- 32 plastic numbered cards; 2 x 0-10 and 1 x 11-20
- 2 x 6 plastic control cards
- wooden box (33.5 x 22.5 x 7 cm)



Math bus with trailer - Mini

E523326

Small version of the counting bus. Ideal for small group work and remedial instruction. Create situations with the large counting bus to introduce counting, adding and subtracting up to 20, let children act out these situations individually or in pairs using the small counting bus.



Contents:

- wooden bus (35 x 7 x 7 cm)
- 20 passengers in 2 colours
- 22 plastic assignment cards
- 4 wooden dice
- wooden box (24.5 x 12.5 x 7 cm)



Counting matrix

E522498

Children use counting and observational skills to complete these data game charts. Cross reference the game chart to apply the correct graphic image in the correct amount. By matching the values from the horizontal and vertical axes, children get acquainted with charts.



Contents:

- 8 matrix game boards, printed on both sides
- 200 image cards
- wooden box (42 x 33 x 9 cm)



Cheese and mouse game

3904403

Where will the pointer stop? Will you get some cheese or lose some? Be aware of the mice, they love cheese. Luckily you have cats to help you. The first player to collect 10 cheeses and has no mice wins. Develop number skills up to 10 and logical thinking skills.



Contents:

- wooden play board
- 4 plastic cards
- 12 plastic cards with mice
- 40 yellow wooden cheeses
- die with dots 1-3
- wooden box (33 x 32.5 x 7 cm)





Counting street

E522882

Deliver mail and learn to count to 10. Find the missing number in a series, addition and subtraction and number correspondence. Build teamwork by pairing up children to take turns delivering letters based on verbal directions and cues. Children can also work individually and deliver a number of envelopes to each house based on colour and numerals.



Contents:

- 2 stands
- 2 rows of houses
- 16 assignment cards
- 10 house numbers (numbers and dots)
- 100 multi-coloured envelopes
- wooden box (36.5 x 14 x 10.5 cm)



Apple tree counting game

342900

Fill trees with an amount of red and green apples, indicated by a number symbol and dots. Develop fine motor skills and discover the relation between amounts and number symbols up to 10.



Contents:

- 10 wooden boards
- 60 pegs in 2 colours
- wooden box (33 x 32.5 x 7 cm)

Dotsy

307200

With Dotsy the ladybug, children learn the different number combinations from 1-10. Each wing is different in dots and 5 is the largest number represented. Children create a ladybug by counting dots and adding 2 wings to a leaf. Dotsy, indirectly prepares children for the addition of numbers through 10.



Contents:

- 2 leaf shaped play boards (recesses for wings)
- 48 round assignment cards
- 62 wings
- 2 plastic answer charts
- wooden box (33 x 32.5 x 7 cm)



Direction game

E523054

Themed boards have 8 similar squares with objects going in one direction or another. Find the image cards that are coded to go along with one of the boards. Place the image card next to a matching object with the same direction. When correct, cards turned over onto the story board reveal a large image.



Contents:

- 8 themed boards
- 64 image cards
- wooden box (34 x 20 x 6 cm)

Number game

E522152

Create tactile equations using coloured, numbered, dotted and signed chips. Students learn the math signs (+, -, =) and create additions and subtractions. Children physically and verbally represent the properties of addition and subtraction.



Contents:

- 216 wooden markers in 6 colours
- tiles with numbers up to 10 and equation symbols
- wooden box (33 x 32.5 x 7 cm)





Math box 6

493000

Learn to compare numbers. Work with the comparison-block, with the comparison strips and with the number strips. Learn numbers 1 to 10 as well as the 'less than' symbol $<$, the 'greater than' symbol $>$ and the for 'equal to' symbol $=$. The materials offer many opportunities for cooperative learning.



Contents:

- wooden comparison block
- 20 wooden blocks for the comparison block
- 10 wooden box (30 x 30 x 7 cm)



Math box 7

493100

Learn how to compare the numbers 1 to 20 and how to work with a matrix. Solve simple mathematical operations like addition and subtraction. The materials offer many opportunities for cooperative learning.



Contents:

- 120 wooden chips and figures
- 5 plastic shape cards
- 8 plastic comparison strips
- 4 plastic numbers strips
- 20 plastic number cards
- 8 plastic + and - symbols
- 7 plastic $>$ and $=$ symbols
- 10 plastic assignments cards
- wooden box (30 x 30 x 7 cm)



Interactive stamp sets

Shape together

900000021

Play together and learn about colours and shapes. The 6 different games in the app can be played unsupervised and promote social and cooperative skills. Of the 6 games, 3 games are played together and the other 3 games are played against one another. The exercises are supported by images and sounds, by means of the tablet. The app is available in English, Dutch, Flemish, German, French, Spanish and Chinese.



Contents:

- 24 wooden stamps:
 - 8 black shapes
 - 8 outlines of shapes
 - 8 colours
 - wooden box (24.5 x 29.5 x 4.5 cm)

The required app can be downloaded for free from the App Store and from Google Play. It can be found under Shape Together.



Magic numbers

900000022

Develop an understanding of numbers by counting, comparing, adding and subtracting. The exercises are supported by images and sounds, by means of the tablet. The app is available in English, Dutch, Flemish, German, French, Spanish and Chinese. All exercises can be played unsupervised.



Contents:

- 24 wooden stamps:
 - the numbers 1-20
 - the mathematical symbols +, -, > and =
- wooden box (24.5 x 29.5 x 4.5 cm)

The required app can be downloaded for free from the App Store and from Google Play. It can be found under Magic Numbers.







Coding zoo

90000117

Follow the steps on the instruction card and discover to which animal the caretaker is on his way. Place the corresponding wooden figure next to the instruction card and flip the card to verify. Step 2 is to play with the other side of the card. Which steps does the caretaker have to take to reach the animal via the shortest route? Place the cards with the arrows in the right order. Now flip the card to verify.



Contents:

- 2 plastic zoo plans
- 15 plastic assignment cards
- 25 plastic cards with arrow
- 15 wooden figures
- wooden box (33.5 x 22.5 x 7 cm)

Coding animals

90000052

Learn the basics of coding without the use of technology. Also practise spatial orientation and collaboration. Coding animals incorporates two levels of assignment cards. Level 1 contains wooden animals in order to make the coding steps tangible. Level 2 contains a card with an arrow as support.



Contents:

- 2 plastic assignment cards (2 levels)
- 6 plastic assignment cards level 1
- 6 wooden animals
- 12 plastic assignment cards level 2
- plastic card with red arrow for assistance
- 16 plastic cards with arrow symbols
- wooden box (33.5 x 22.5 x 7 cm)



Place the animals

90000011

Where do the insects belong? Take an assignment card and its corresponding chips. Put the illustrated insects in their place. By reasoning you will find out where every animal belongs. Learn reasoning step by step by combining and deducing.



Contents:

- 2 plastic game boards
- 18 plastic chips
- 18 plastic assignment cards printed on both sides
- wooden box (21 x 21 x 4.5 cm)



Vista

90000010

What do the animals see? Take an assignment card and reconstruct the building on the game board. Now there are two options for play. Look carefully and where necessary turn the board, then place the animals in the right place. Or: first place the animals in the indicated location. From all sides look at what they see and construct the building. Develop fine motor skills, visual memory and spatial insight.



Contents:

- plastic game board
- 4 wooden animal figures
- 16 wooden blocks
- 24 assignment cards
- wooden box (33.5 x 22.5 x 7 cm)





Find and add

E523299

Calculating game in which children search for depicted items on theme plates. First, they look for the amount on the left picture and slide the same number of beads on the first rod. Then, they look at the right picture and slide the same number of beads on the second rod. On the third rod they slide the total amount of beads. A game with sums up to 10 in 2 different levels.



Contents:

- 4 theme boards
- 24 assignment strips
- 60 beads
- 2 wooden stands
- wooden box (33 x 32.5 x 7 cm)

Life cycle

90000119

This set contains the entire life cycle, including death. The self-check is made in a way that if desired this step can also be omitted. As a result, the cards may lead to a conversation about death and the concomitant emotions. The series contain the life cycles of a human, a dog, a wasp, a butterfly, a frog, a bird, a flower, a carrot, an apple and of rice.



Contents:

- 2 wooden holders
- 50 plastic picture cards
- wooden box (33.5 x 22.5 x 7 cm)



Language



Animal memo

E522049

Image pairs help children to identify new and exciting animals. Children collect pairs in this memory game. Helps to increase the animal names that children know.



Contents:

- 48 plastic cards
- wooden box (33 x 32.5 x 7 cm)



Combine the 2 pictures

90000140

Find 2 cards that match, for example a doll and a pram, and tv and remote control. The words are based on the interest of toddlers and therefore increase their vocabulary.



Contents:

- 28 wooden image cards
- wooden box (24 x 12.5 x 7 cm)

Combine the 3 pictures

90000141

Combine 3 matching image cards. Describe what is depicted and tell why they match. Encourages the development.



Contents:

- 48 plastic image cards
- wooden box (24 x 12.5 x 7 cm)



Vocabulary bingo

90000139

Turn over the image cards one by one. When you see an image that is on your Bingo card, you place a counter. Who is the first player to fill a Bingo card? Stimulate visual discrimination skills and social skills.



Contents:

- 8 plastic bingo cards
- 48 plastic image cards
- 50 counters
- wooden box (24 x 12.5 x 7 cm)




NEW

What goes together - The world of a toddler

90000127

Look at the theme sheets and talk with the toddlers about what they see. Also look at the image cards and name the images. All the images can be found in the theme sheets. Children learn the meaning of basic words and to understand as well as use them in the right context.



AGE 3+ 

Contents:

- 6 wooden theme sheets
- 36 wooden image cards
- wooden box (33.5 x 22.5 x 7 cm)





Tactile box

E522873

With the Tactile Box, children describe what they touch thus stimulating their vocabulary. Feel an object inside the box and describe it without looking. Using adjectives like soft, rough, large or small help children to define the item and find its name.



Contents:

- wooden box with handles and covered hand holes (36 x 20 x 35 cm)



Emotion game - Children of the world

E523364

Recognise various emotions on the faces of others. The game features the 4 basic emotions (happiness, sadness, fear, anger). Children throw the die by turns. The die has a side for each emotional face, a red side for skipped turns and green for extra turns. The first player to collect all 4 image cards with expressions wins.



Contents:

- 6 game boards
- 48 image cards
- emotion die
- wooden box (33.5 x 22.5 x 7 cm)

Emo die

3011550

What emotion does the die show? Express with your body or talk about when you have this emotion. Learn to recognise and distinguish emotions and develop social skills. The die is made from soft plastic, which makes it safe to handle and roll quietly. Easy to clean so suitable for indoor as well as outdoor use.



Contents:

- large soft plastic die with images showing emotions (10 cm)





Story theatre

E522182

The table top theatre is ideal for bringing stories and lessons to life. The arch acts like a picture frame which draws in the focused attention of children. This creative teaching tool is excellent for use with hand and finger puppets as well as sketches and pictures.

Contents:

- wooden table top theatre (47 x 37 x 9 cm)
- whiteboard

Story sheets

E522224

Encourage interactions between children and help them to expand their vocabularies. Insert the boards into the Story theatre (E522182). Themes revolve around: seasons, daily life situations and recreational trips.



Contents:

- 12 plastic story boards



Logic

E522448

Place picture cards in a logical order to tell a story. Analyse and sort the cards to make a story with a distinctive beginning, middle and end. Children work out the order and then describe the story to stimulate language skills.



Contents:

- 36 plastic image cards
- wooden frame (40 x 40 cm)

Sorting lottos

Spring / summer

E522815

Autumn / winter

E522816

Sort picture cards and match them to one of the seasons. The board shows 2 different seasons. Learn characteristics of seasons and develop a sense of time.



Contents:

- wooden frame (40 x 28 cm)
- 2 plastic theme cards
- 16 plastic image cards



NEW



Hear the sound

900000133

Place image cards by listening to sounds on the USB stick. Recognise animals, musical instruments, vehicles and utensils. Stimulate the increase of vocabulary and to listen goal oriented. The game can be played by 2 children at a time.



Contents:

- 60 plastic cards
- USB stick
- wooden box (24 x 12.5 x 7 cm)

Sound tubes

E522806

Describe and compare sounds and find the matching tube. The pairs of Sound tubes are filled with a variety of materials and make sounds when shaken. Improve auditory discrimination as well as vocabulary skills.



Contents:

- wooden holder (38 x 13 cm)
- 12 plastic sound tubes (6 sets of 2)





Magnetic design board

E523388

Copy the patterns and figures of the assignment card on your design board. Pull up the small balls with the magnetic pen. Experience with patterns and create your own design as well. Develop fine motor skills, visual discrimination and concentration.



Contents:

- 2 red design boards
- 4 magnetic pens
- 6 plastic assignment cards with 12 assignments
- wooden box (33.5 x 22.5 x 7 cm)


Magnetic design board - 1 piece

900000019

Pull up the small balls with the magnetic pen. Experience with patterns and create your own design. Develop fine motor skills, visual discrimination and concentration.

Contents:

- 1 red design board




Suction cups (30)

900000137

Use the suction cups with all kinds of card games to make them even more exciting.





Motor skills boards

Writing patterns 1

E522392

Writing patterns 2

E522393

Excellent for developing eye-hand coordination, logical thinking and visual tracing. While playing with these board, the children train their writing movements, spatial awareness, and concentration. Using the example cards, the children try to move the coloured balls with the magnetic pen through the maze to the right spot.



Contents:

- wooden magnetic board (37.5 x 37.5 cm)
- 6 cardboard assignment cards
- 2 magnetic pens

Shapes

E522394

With the magnetic pen and the turntable, move coloured balls through the maze as you like or by using the 6 assignment cards. Create patterns of various colours and various amounts of balls. Stimulate fine motor skills, spatial awareness and the ability to concentrate.



Contents:

- wooden magnetic board (37.5 x 37.5 cm)
- 6 cardboard assignment cards
- 2 magnetic pens





Sliding stories

E523382

Place the theme board in the wooden stand and create a story with the wooden figures. Talk about what happens.



Contents:

- 2 theme boards
- 2 wooden stands
- 31 wooden figures
- wooden box (33.5 x 22.5 x 7 cm)

Story dominoes

90000129

How long will your story be? Place the dominoes in an order you come up with on your own and talk about it. Stimulates vocabulary and storytelling. Children practice basic words and place them in the right context. They learn to construct a story and to articulate correctly.



Contents:

- 50 wooden dominoes
- wooden box (33.5 x 22.5 x 7 cm)

NEW



3 stages story

3904424

Place 3 cards in a logical sequence and create a story. Develop logical thinking and story telling skills. Stimulate children to create their own stories and to learn reading.



Contents:

- 27 plastic image cards
- wooden box (24 x 12.5 x 7 cm)



4 stages story

3904426

Place 4 cards in a logical sequence and create a story. Develop logical thinking and story telling skills. Stimulate children to create their own stories and to learn reading.



Contents:

- 24 plastic image cards
- wooden box (24 x 12.5 x 7 cm)

5 stages story

3904421

Place 5 cards in a logical sequence and create a story. Develop logical thinking and storytelling skills. Stimulate children to create their own stories and to learn reading.



Contents:

- 25 plastic image cards
- wooden box (24 x 12.5 x 7 cm)





ConnAct

90000112

Spin the pointer on the spinner and with the suction cup grab a matching card as fast as you can. Name what you see, invent a story and enact it alone or together. Who collects the most cards? Playing with language while moving around, makes learning more fun and more effective! More connections are made in the brain, making it easier for you to remember new information (or words).



Contents:

- wooden game board with spinner, containing 12 characters
- 36 plastic cards, containing 18 characters and 18 subjects
- 4 rubber suction cups in pink and green
- wooden box (33.5 x 22.5 x 7 cm)



Search and find

E522981

Fun variation on the memory match game concept. The pairs relate to each other but are not identical. Insert one assignment card into the game box upper shelf and try to find the related pairs by lifting the red discs. Durable and versatile, this boxed set keeps all the items in place.



Contents:

- 8 plastic assignment boards
- wooden game board / storage box (32 x 32 x 6 cm)
- 12 wooden red discs with knobs



1



Vocabulary puzzles

Savannah (49)

900000067 (1)

In this puzzle about the savannah, there are animals that live on the savannah. You will see for instance a flamingo, a (baby) hippo, a giraffe, elephants, meerkats, zebras, bee-eaters, a snake and an antelope.

2



Polar regions (49)

900000068 (2)

In this puzzle about the polar regions, there are animals that live on the North Pole and on the South Pole. You will see for instance a reindeer, a (baby) polar bear, a pooping penguin, an orca, a walrus, a school of fish and wolves.

3



Coral (49)

900000069 (3)

In this puzzle about coral, there are animals living in the coral reef. You will see for instance a ray, a brain coral, a starfish, a jellyfish, a lionfish, a hammerhead shark, seahorses and a sea turtle.

4



Tropical forest (49)

900000070 (4)

In this puzzle about the tropical forest, there are animals living in the tropical forest. You will see for instance an iguana, a leopard, a macaw, a jaguar, turtles, parasol ants, piranhas, but also orchids and a waterfall.

Habitats (set of 4)

900000071

This set of wooden vocabulary puzzles covers the following habitats: the savannah, the polar regions, the coral and the tropical forest. Each puzzle has 49 pieces. They come in a 40 x 40 cm wooden frame together with a manual.

Personal hygiene (49)

90000076

This puzzle is about various aspects of personal hygiene that take place on different floors of a house. All large puzzle pieces contain a subject that has to do with personal hygiene. For example, blow your nose and immediately after throw away the tissue, wash your hands, brush your teeth, wash your hair, cut your nails, doing the laundry/dishes, vacuuming. The cat also washes itself and does the bird take a bath.



General hygiene (49)

90000077

This puzzle is about various aspects of general hygiene and this takes place in and around a house. All large puzzle pieces contain a subject that has to do with general hygiene. For example sorting waste, plastic (does not belong) in the pond, clean up dog waste, grow your own fruit and vegetables, weeding, store certain foods in the refrigerator.



Contents:

- wooden frame (40 x 40 cm)
- 49 wooden puzzle pieces in different sizes



Story dice

1251000

Roll dice to prompt ideas for plots, characters and settings or to kick-start a storyline. Use for both written and oral storytelling. Dice feature characters, locations, situations and weather conditions. Improve language skills and logical thinking.



Contents:

- 4 plastic dice (5 x 5 x 5 cm)
- cotton bag



Occupation project

E522325

These 6 detailed job scenes each have 10 related images of tools from a trade. Match the items that relate to the different work environments. This game encourages children to clarify unknown words and think about different job responsibilities.



Contents:

- 6 wooden theme cards
- 60 wooden image cards
- wooden box (33.5 x 22.5 x 7 cm)

What is missing - 4 seasons

90000126

Which of the objects shown on the assignment strip cannot be found on the theme sheet? The theme is the 4 seasons, whereby the same house and family is displayed in 4 different seasons. Children learn to recognize and name the seasons. They sort the matching objects and exclude what does not match.



Contents:

- 4 plastic theme sheets
- 12 plastic instruction strips
- 12 transparent plastic cards with X
- 50 plastic chips
- wooden box (33.5 x 22.5 x 7 cm)



NEW



Mindmapping - Sort the picture

90000054

Mind-mapping helps children to sort images by theme and it increases their vocabulary. Processing information visually, makes it easier to remember that information.

The game contains assignment cards that, together with the coloured wooden circles, form the mind map. The assignment is at the heart of the game, around it follows the ramification. The children can select images from the supplied cards with which to fill in the mind map. The themes on the assignment cards are very diverse, from colours to the design of a house.



AGE 4+



Contents:

- 10 wooden circles with wooden connecting pieces
- 6 plastic assignment cards, printed on both sides
- 70 plastic cards
- wooden box (33.5 x 22.5 x 7 cm)





Combino

E522036

Combino consists of assignment cards with each 8 transparent image cards. Children match the transparent image card that relates best to the image on the assignment card.



Contents:

- 6 plastic assignment cards
- 48 plastic transparent images
- wooden box (33 x 32.5 x 7 cm)

Combino - About me

900000128

Stimulate visual discrimination skills by completing incomplete images. Combino - about me consists of various theme cards, with 8 related transparent image cards. Children find the right connection and place the transparent image card on the corresponding image on the theme card.



Contents:

- 6 theme cards
- 48 transparent image cards
- wooden box (33.5 x 22.5 x 7 cm)



NEW






Combino - Animals

E522887

Complete the animals by placing the transparent cards on the assignment card. Develop colour and shape sensing and learn to combine 2 parts into a whole. In a practical way develop visual perception and synthesising.



AGE 4+ 

Contents:

- 6 plastic assignment cards
- 48 plastic transparent plastic image cards
- wooden box (33.5 x 22.5 x 7 cm)



What does not belong to it?

E522865

Name and describe items that belong together and select 1 item that does not. There are 4 items on the assignment card, place the red X on the wrong item. Turn the card for self-check.



AGE 4+  

Contents:

- 24 plastic assignment cards
- 24 plastic transparent plastic cards with red X
- wooden box (33.5 x 22.5 x 7 cm)





Opposites

E52326

Play together and share a variety of synonyms and antonyms. Scramble cards and arrange like a memory board or stack in a deck. Players collect pairs of cards which are opposites of each other. Play continues until only the red card is left.



AGE 4+

Contents:

- 24 plastic image cards
- red plastic card
- wooden box (24 x 12.5 x 7 cm)

Listen to this

E523122

Communication game which covers various topics such as: scenarios, spatial concepts, colour, number and size. Two players sit opposite one another and work together to accomplish the assignment. One child gives verbal instructions and clues while the other child listens and responds. Playing Listen to this, helps to enhance vocabulary and cooperation skills.



Contents:

- 8 plastic base cards
- 48 plastic assignment cards
- 32 plastic colour cards
- wooden holder
- wooden box (33.5 x 22.5 x 7 cm)



Picto

E523193

Where does the 'smoking prohibited' pictogram belong? Find and place the corresponding image cards to the assignment cards. Turn the cards for self-check. Develop visual discrimination and learn the meaning of various pictograms regarding traffic, safety, sports and travel.



AGE 4+

Contents:

- 6 plastic assignment cards
- 48 plastic image cards
- wooden box (34 x 20 x 7 cm)



Talk together

E523235

Play on opposite sides of the upright frame board. The board is illustrated the same way on both sides. Each child gets 4 magnets in 4 different colours. The children give one another verbal instructions such as, 'put the red magnet on the red butterfly'. The magnets will only stick to the board when both children cooperate to do the same thing. This game fosters communication, creativity and teamwork. Frame has to be ordered separately (E523246).



Contents:

- 2 plastic talking boards, printed on both sides
- 16 plastic assignment cards
- 8 magnets in 4 colours
- wooden box (42 x 33 x 8 cm)



Lace together

E523236

Play on opposite sides of the upright frame board. Pass the laces to one another through the holes in the board. Cooperate to follow assignment card images or create own designs. This game fosters communication, creativity and teamwork. Frame has to be ordered separately (E523246).



Contents:

- plastic board
- 16 assignment cards
- 8 coloured laces in 4 colours
- wooden box (42 x 33 x 8 cm)





Bolt together

E523245

Play with 2 children sitting on opposite sides of the upright frame board. Follow an assignment card and cooperate to assemble the shapes. This game fosters communication, creativity and teamwork.



Contents:

- plastic board with holes
- 16 assignment cards
- 64 coloured nuts and bolts
- wooden box (42 x 33 x 8 cm)

Build together

E523292

Cooperate and build structures following assignment card images or create own designs. Give one another verbal instructions such as: 'put the red block on the green one'. Stimulate communication, teamwork and creativity. The separation wall must be ordered separately (E523210).



Contents:

- 12 plastic assignment cards
- 16 wooden blocks in 4 different colours
- 2 wooden goblins
- 2 wooden trees
- wooden box (33.5 x 22.5 x 7 cm)





Do Zoo - Where does the animal belong?

3003141

Two children are sitting opposite each other. They choose an assignment card and give each other verbal instructions, such as: 'Place the giraffe on the grass at the top left of the game board'. Both children place the giraffe on the map. Develop visual memory, auditory discrimination, insight into spatial relationships and logical thinking.



Contents:

- 2 plastic cards with a map
- plastic card with a zoo
- 18 assignment cards with 32 assignments
- wooden holder
- 50 wooden figures
- wooden box (33 x 32.5 x 7 cm)



Dividing wall

E523210

Use the dividing wall to help you focus or simply to learn working together. For example, both children on each side of the wall play with equal sets of blocks and give each other verbal clues in order to create similar structures. Remove the wall and see if both of you have been successful.

Contents:

wooden dividing wall (50 x 37.5 cm)



Me and my emotions

E523334

Choose an assignment strip and look carefully at the situations. What emotions do you see? Slide a matching face underneath each situation and flip the strip for self-checking. Learn to recognize and understand various emotions and improve language skills. The game contains the 4 basic emotions: happy, angry, sad, scared.



Contents:

- 8 plastic assignment strips
- 24 plastic cards with the 4 basic emotions
- wooden holder
- wooden box (33.5 x 22.5 x 7 cm)

Connect the emotion

90000125

Recognize the different emotions on the cards with 8 basic emotions. Articulate the feeling the card evokes and talk about your own experiences.



Contents:

- wooden game board with 8 basic emotions and a pointer
- 48 wooden cards with situations
- 8 wooden cards with the basic emotions
- wooden box (33.5 x 22.5 x 7 cm)



Details

307100

This colourful game engages the concept of parts of the whole and is an indirect preparation for reading. Children use the black frames to isolate the details from matching assignment cards. Perseverance is needed for finding position, shape and colours.



Contents:

- 4 image boards
- 48 assignment cards
- 12 black frames
- wooden box (33.5 x 22.5 x 7 cm)



Motor skills cards

E522274

Practical and fun way to practice writing. The cards are an excellent teaching aid for the development of handwriting and pen control. Children use the 4 sections: the top line illustrates a writing pattern; the next line shows the beginning of the same pattern; the third line is for free-form copying; and the last section is for free-form copying within a frame. Use with whiteboard markers (not included).



Contents:

- 10 plastic insert covers
- 10 motor skills cards
- wooden box with lid (37 x 23 x 4.5 cm)




Feel the letter

1313000

Follow letter shapes with your index finger or the wooden pen. Stimulate pre-writing skills, letter shape recognition and fine motor skills.



AGE 4+ 

Contents:

- 28 wooden boards
- wooden pen
- wooden box



NEW

Houten letters

90000146

Plaats de houten letters op tafel en verklank ze. Voel de vorm en trek ze om. Plaats de letters achter elkaar en maak woorden. Oefen klanktekenkoppeling, het spellen van woorden en de oog-handcoördinatie.



Inhoud:

- 130 houten letters

Lettertje tik


1233000

Maak woorden door houten letters vast te spijkeren op het zachtboard. Stimuleert oog- handcoördinatie, creativiteit en ruimtelijk inzicht. Ontwikkel automatische klanktekenkoppeling en fijne motoriek.



Inhoud:

- 130 houten letters
- 2 houten hamers
- 2 zachtboard plankjes
- 2 kunststof doosjes met spijkers
- houten kist (32 x 30 x 6 cm)



Mathematics

Language

Motor skills

Maak het woord

900000142

Maak het woord met Lettertje tik, de Houten letters of schrijf de woorden na. Oefen klank-tekenkoppeling, woordherkenning en fijne motoriek.



Inhoud:

- 16 kunststof kaarten met klankzuivere drie- en vierletterwoorden
- houten kist (24 x 12,5 x 7 cm)



Letterrondo

E522938

Speel een spel met de wijzer, combineer letterkaartjes, maak woorden of zoek naar woorden met dezelfde begin- of eindklank. Stimuleer visuele discriminatie, klank-tekenkoppeling en het vergroten van de woordenschat.



Inhoud:

- houten letterbord met draaischijf
- 18 kunststof opdrachtstroken
- 27 kunststof letter kaartjes
- houten kist (33,5 x 22,5 x 7 cm)



Dubbelwoord

900000135

Met de kaartjes kunnen 24 verschillende nieuwe woorden gemaakt worden. Bijvoorbeeld regen en boog is regenboog, glas en bak is glasbak, ijs en beer is ijsbeer.



Inhoud:

- 48 kunststof kaartjes
- houten kist (24 x 12,5 x 7 cm)



NEW



Letterblokjes

3023100

Ontdek spelenderwijs woorden door de blokjes te draaien en in elkaar te passen. De Letterblokjes hebben een handig kliksysteem waardoor ze altijd in de goede leesrichting staan. De klinkers en tweeteekenklanken zijn rood en de medeklinkers blauw.



Inhoud:

- 96 kunststof letterblokjes
- houten kist (32 x 22 x 4 cm)

Klik het woord

90000050

Klik het woord, zoals aangegeven bij de afbeelding, na met de Letterblokjes. Op de andere kant van de opdrachtkaart staat alleen de afbeelding zodat kinderen zelf het woord moeten bedenken.

Oefen klank-tekenkoppeling, woordherkenning en fijne motoriek. De set bevat 34 opdrachtkaarten met klankzuivere woorden met korte klanken, lange klanken en tweeteekenklanken.



Inhoud:

- 34 kunststof kaarten, dubbelzijdig bedrukt
- houten kist (23 x 14 x 4,5 cm)



Rijmduo

E522445

Rijmspel waarbij het kind telkens 2 woordjes bij elkaar zoekt die op elkaar rijmen. Bijvoorbeeld: sok - rok en slee - fee.



Inhoud:

- 48 kunststof rijmkaartjes
- houten kist (24 x 12,5 x 7 cm)



Rijmtrio met woorden

90000134

Combineer 3 beeldkaartjes waarvan het woord rijmt. Stimuleer auditieve discriminatie en het vergroten van de woordenschat. Plaats de juiste woordkaartjes en lees ze hardop voor. Oefen visuele discriminatie en woordbeeld.



Inhoud:

- 16 x 3 auditief gelijke kunststof kaartjes
- 48 woordkaartjes met klankzuivere woorden
- houten kist (33,5 x 22,5 x 7 cm)

Wat rijmt niet?

E522983

Benoem items van de opdrachtstroken en kies er 1 waarvan het woord niet rijmt. Er staan 4 items op de opdrachtstroken, plaats een x op het item dat niet rijmt. Draai de opdrachtkaart om je antwoord te checken.



Inhoud:

- 24 kunststof opdrachtstroken
- 24 transparante kunststof kaarten met X
- houten kist (33,5 x 22,5 x 7 cm)



Zoek het woord

E522051

Met Zoek het woord kan het kind naar hartelust experimenteren met losse letters, woordjes en de daarbij behorende beeldkaartjes. De jongsten kunnen woordjes naleggen m.b.v. de beeldkaartjes inclusief woord. Oudere kleuters kunnen zelfstandig woordjes leggen bij de beeldkaartjes zonder woordjes.



Inhoud:

- 40 kunststof beeldkaartjes
- 40 kunststof kaartjes met een afbeelding en het bijbehorende woord
- 40 kunststof woordkaartjes
- 115 kunststof letterkaartjes
- houten kist (33,5 x 22,5 x 7 cm)



Leg de letter

90000004

Oefen letters en klanken van woorden. Bepaal welke letter of klank je aan het begin, eind of in het midden van het woord hoort. Leg het juiste letterkaartje ernaast. Klap de kaartjes naar binnen en je ziet meteen of de opdracht goed gemaakt is.



Inhoud:

- 8 kunststof speelborden
- 64 dubbelzijdig bedrukte kunststof letterkaartjes
- houten kist (33,5 x 22,5 x 7 cm)





Kiene Klanken

E523400

Kiene Klanken: de houten interactieve klankstempelset. Stempel met fysieke stempels op de tablet en oefen spelenderwijs met letters, klanken en woorden, ondersteund door beeld én geluid. Kiene Klanken is ontwikkeld voor groep 3. De speciale letter-, woord- en klankoefeningen sluiten naadloos aan bij de aanvankelijk leesmethodes van nu (Veilig leren lezen en Lijn 3). In groep 1 en 2 is de set zeer geschikt voor kinderen met een voorsprong in lezen. De stempels werken zonder wifi of bluetooth en zijn niet afhankelijk van batterijen. De bijbehorende app is te downloaden in de App Store. Beschikbaar voor iOS en Android.



Inhoud:

- 42 interactieve klankstempels in twee lagen verdeeld
 - 26 enkele klanken
 - 16 dubbele / speciale klanken
- houten kist met 2 lagen en deksel (28,5 x 25 x 8 cm)

Kiene klanken is ontwikkeld in samenwerking met Marbotic, onze innovatiepartner voor onderwijs.

Klasse Klanken


E523401

De traditionele, 'old school' tegenhanger van de interactieve klankstempelset Kiene Klanken (E523400). Klasse Klanken is een set van houten letter- en klankstempels in een mooie houten opbergkist. Stempelen kan in doorgaande lijn en naar wens worden aangeboden. Kies naar eigen voorkeur en/of afgestemd op kindniveau alleen de letters, de klanken of een combinatie van beide.



Inhoud:

- 42 houten klankstempels
 - 26 enkele klanken, zwart
 - 16 dubbele / speciale klanken, blauw
- houten kist (39 x 23 x 5 cm)





Klank op elkaar

90000120

Oefen begin- midden- en eindklank. Benoem alle beeldkaarten. Het pictogram op de kaart geeft aan naar welke klank je moet zoeken. Zoek 5 kaartjes die dezelfde begin, midden- of eindklank hebben. Schuif ze in de houten standaard en draai de standaard om. Wanneer de afbeeldingen op de achterkant bij elkaar passen, heb je het goed gedaan.



AGE 5+  

Inhoud:

- 2 houten standaards
- 60 kunststof beeldkaarten
- houten kist (33,5 x 22,5 x 7 cm)



Waar hoor je de klank niet

90000114

Verwoord de klinker of medeklinker vooraan op de opdrachtkaart. Benoem dan hardop de 4 afbeeldingen. Waar hoor je de klank niet? Plaats een transparant kaartje met een kruis op de afbeelding die er niet bij hoort. Draai de kaart om en kijk of je het goed hebt gedaan.

 AGE 5+  

Inhoud:

- 26 kunststof opdrachtkaarten
- 26 transparante kunststof kaartjes met X
- houten kist (33,5 x 22,5 x 7 cm)



Letterstempels

1876000

Letterstempels uitgevoerd op houten montuur. De letter A is in 2 verschillende vormen opgenomen.



Inhoud:

- 27 houten letterstempels



Rail-letterstempels


1905000

Railletterstempels uitgevoerd op houten montuur. Stempelt open letters waardoor de letters nageschreven kunnen worden. De letter A is in 2 verschillende vormen opgenomen.



Inhoud:

- 27 houten letterstempels





Puzzles



Shape sorting puzzle (6)

E523130

Sorting set with 3 geometric shapes in 2 sizes to help children distinguish colours, shapes and sizes. Stimulates hand-eye coordination and fine motor skills. The extra large knobs are ideal for little hands.

Contents:

- 6 puzzle pieces
- wooden frame (20 x 28 cm)



Geometric shapes puzzle (16)

E522418

Find and match wooden puzzle pieces in various geometrical shapes, sizes and colours. Orient the frame in a different direction for a new spatial perspective.

Contents:

- 16 wooden puzzle pieces in 4 shapes, sizes and colours, with large wooden knobs
- wooden frame (34 x 34 cm)

Vehicle puzzle box

E522350

Trains, planes and automobiles are some of the themes children love. This complete set of 10 colourful jigsaws have wonderful illustrations with a transportation theme.

Contents:

- 10 wooden puzzles (20 x 14 cm) with 5 x 6 pieces and 5 x 8 pieces
- wooden box (33.5 x 22.5 x 7 cm)





Knob puzzles

Vegetables

E523331

Learn different kinds of vegetables. Wooden puzzle frame (28 x 28 cm) with 10 lift-out shapes.

Farm

E523332

Learn to name animals at the farm. Wooden puzzle frame (28 x 28 cm) with 10 lift-out shapes.

Fruit

E523341

Become familiar with the names of various fruits. Wooden puzzle frame (34 x 34 cm) with 10 lift-out shapes.

Tools

E523333

Learn to name all kind of tools. Wooden puzzle frame (34 x 34 cm) with 12 lift-out shapes.

Pets

E523342

Become familiar with the names of various pets. Wooden puzzle frame (34 x 34 cm) with 10 lift-out shapes.

Vehicles

E522924

Learn to name all kind of vehicles. Wooden puzzle frame (34 x 34 cm) with 11 lift-out shapes.

Geometric shapes

E522926

Become familiar with various geometric shapes. Wooden puzzle frame (34 x 34 cm) with 12 lift-out shapes.



Knob puzzles surprise

Surprise knob puzzles about the bed room, celebrating a birthday, a picnic and animal houses. Lift a puzzle piece and discover something is hidden! The revealed image always relates to the puzzle piece.

Contents:

- wooden puzzle frame (28 x 28 cm)
- 8 or 9 wooden lift-out puzzle pieces with knobs



Bedroom (8)

E522402

Birthday party (9)

E522403

Picnic (9)

E522404



Animal houses (9)

E522405





Animal puzzles - Mother + child

8 puzzles featuring mother and child from the animal kingdom. The puzzles vary from 6 to 12 plastic pieces. Wooden frame: 24 x 24 cm.

Giraffe (6)	E522276
Crocodile (6)	E522277
Panda (6)	E522278
Monkey (8)	E522279
Elephant (9)	E522280
Zebra (9)	E522281
Penguin (9)	E522282
Hippo (9)	E522283
Set of 8	E522633

Puzzle set - Girls

E522056

Set of 4 puzzles with a girl performing all kinds of activities. The puzzles have 9-12 pieces with straight or wavy edges.

Contents:

- 4 wooden puzzle frames (20 x 20 cm)
- 9-12 puzzle pieces (2.5 mm plastic)



Puzzle set - Boys

E522057

Set of 4 puzzles with a boy performing all kinds of activities. The puzzles have 9-12 pieces with straight or wavy edges.

Contents:

- 4 wooden puzzle frames (20 x 20 cm)
- 9-12 puzzle pieces (2.5 mm plastic)





Spider sorting puzzles

Look at the quantities, colours or shapes surrounding the spider. Add image cards with the same quantities, colours or shapes on the correct position in the inlay board.



Contents:

- wooden frame (40 x 40 cm)
- 17 wooden puzzle pieces

Quantities **E523365**

Colours **E523366**

Shapes **E523367**

Emotions

90000003

Look at the emotions the spider shows. Place image cards that show the same emotions in the right place into the inlay frame.

The four seasons


E523368

Look at the seasons surrounding the spider. Add image cards with matching characteristics on the correct position in the inlay board.



Contents:

- wooden frame (40 x 40 cm)
- 17 wooden puzzle pieces



Seasons puzzle (28)

E523227

A 4 layered puzzle that shows the 4 seasons: spring, summer, autumn, winter. All layers contain 7 puzzle pieces. Wooden puzzle frame (34 x 22 cm).



Getting dressed puzzles

These layered puzzles (3 layers of 3 pieces) detail children getting dressed. Each layer has the same piece shapes so that the different layers can be interchanged. Wooden puzzle frame: 34 x 22 cm.

Boy (9)

E522019

Girl (9)

E522020



Growth puzzles (31)

These imaginative layered puzzles help to present the growth cycle concept of growth. The series shows the passage of time with the development of the images. Each phase of growth is larger and requires more pieces to complete the picture. Wooden layered puzzle frame: 24 x 24 x 2 cm.

Tulip
E522009



Grandmother
E522011



Chicken
E522012



Frog
E522013



Butterfly
E522014



Grandfather
E522015



Bird
E522016



Sunflower
E522018



Turtle
E522221



Baby puzzles

4 wooden puzzles regarding babies, containing , Eating, Playing, Sleeping and Bathing. There is an increase in difficulty with 2 x 9 and 2 x 12 pieces. Wooden frame: 24 x 24 cm.

Eating (9)	E522678
Playing (9)	E522679
Sleeping (12)	E522676
Bathing (12)	E522677
Complete set of 4	E522684



Transport puzzles

4 wooden Transport puzzles with themes Airport, Train station, Ferry and Traffic. There is an increase in difficulty with 16, 25, 36 and 49 pieces respectively. Wooden frame: 34 x 34 cm.

Airport (16)	E522067
Train station (25)	E522068
Ferry (36)	E522069
Traffic (49)	E522070
Complete set of 4	E522071

Street action puzzles

4 puzzles regarding several exciting daily activities, containing Rescue, Fire, Road building and Trash collection. There is an increase in difficulty with 16, 25, 36 and 49 pieces respectively. Wooden frame: 34 x 34 cm.

Rescue (16)	E522072
Fire fighters (25)	E522073
Road building (36)	E522074
Trash collection (49)	E522075
Complete set of 4	E522076





Hygiene puzzles

4 wooden puzzles regarding personal hygiene, containing Washing your hands, Bath time, Getting dressed and Brushing your teeth. There is an increase in difficulty with 2 x 16 and 2 x 25 pieces.

Washing your hands (16)	E522590
Bath time (16)	E522591
Getting dressed (25)	E522592
Brushing your teeth (25)	E522593
Complete set of 4	E522594



My health puzzles

4 wooden puzzles regarding health, containing the Dentist, Doctor, Vet and the Hospital. All puzzles have 16 pieces. Wooden frame: 34 x 34 cm.

Dentist (16)	E522551
Doctor (16)	E522552
Vet (16)	E522553
Hospital (16)	E522554
Complete set of 4	E522557

Seasons puzzles 1

Every season is featured in these 4 puzzles. The pictures show scenes outside the same house but at different times of the year. One season per puzzle. These puzzles have an increase in difficulty with 2 x 9 and 2 x 16 pieces. Wooden frame: 34 x 34 cm.

Spring (9)	E522855
Winter (16)	E522858
Summer (16)	E522856
Autumn (9)	E522857
Complete set of 4	E522859



Seasons puzzles 2

Every season is featured in these 4 puzzles. The pictures show scenes outside the same house but at different times of the year. One season per puzzle. These puzzles have an increase in difficulty with 16, 25, 36 and 49 pieces respectively. Wooden frame: 40 x 40 cm.

Spring (25)	E522623
Summer (36)	E522624
Autumn (49)	E522625
Winter (64)	E522626
Complete set of 4	E522116





Above and beneath puzzles

What is going on above and beneath the ground and water? These 4 wooden puzzles with 28 or 35 pieces contain Into the woods, Into the jungle, Into the garden and Into the sea. The pictures provide many details for discussion. Wooden frame: 40 x 28 cm.

Into the garden (28)	E523375
Into the sea (28)	E523376
Into the woods (35)	E523373
Into the jungle (35)	E523374
Complete set of 4	E523377



Above and beneath puzzles (120)

What is going on above and beneath the ground and water? These 4 advanced puzzles with 120 pieces each contain Ocean, Lake, Woods and City. The pictures provide many details for discussion. Wooden frame: 40 x 50 cm.

Ocean	E522851
Lake	E522852
Woods	E522853
City	E522854
Complete set of 4	E522850

Extreme weather puzzles

Extreme weather conditions are almost an everyday occurrence nowadays. Worldwide, extreme cold, rain, wind and heat appear to be increasingly common. This series of wooden puzzles is designed to discuss this with children in a playful way. The level of difficulty of the set increases with 64 and 81 puzzle pieces. Each puzzle is placed in a wooden frame of 40 x 40 cm.

Extreme cold (64)	900000057
Extreme rain (64)	900000058
Extreme wind (81)	900000059
Extreme heat (81)	900000060
Complete set of 4	900000061



Children's activities puzzles

4 wooden puzzles regarding children's activities, containing Birthday party, Children's farm, Picnic and Playground. All puzzles have 24 pieces. Wooden frame: 40 x 28 cm.

Party	E522570
Farm visit	E522571
Picnic	E522572
Complete set of 4	E522627

Math puzzles

These wooden math puzzles consist of a vegetable garden with quantities up to 6, a farm with equations for adding and subtracting numbers up to 6, the supermarket with amounts up to 12, and the beach with equations for adding and subtracting numbers up to 6. These puzzles have an ascending degree of difficulty with 24 and 35 puzzle pieces. All puzzles are in a wooden frame of 40 x 28 cm. Nice detail: what animal appears in each puzzle?

Quantities up to 6 (24)	90000062
Addition and subtraction up to 6 (24)	90000063
Quantities up to 12 (35)	90000064
Addition and subtraction up to 12 (35)	90000065
Complete set of 4	90000066

Vocabulary puzzles

This set of wooden vocabulary puzzles covers the following habitats: the savannah, the polar regions, the coral and the tropical forest. Each puzzle has 49 pieces. They come in a 40 x 40 cm wooden frame together with a manual.

Savannah	90000067
Polar regions	90000068
Coral	90000069
Tropical forest	90000070
Complete set of 4	90000071

Hygiene puzzles

This puzzle is about various aspects of personal hygiene that take place on different floors of a house. All large puzzle pieces contain a subject that has to do with personal hygiene. For example, blow your nose and immediately after throw away the tissue, wash your hands, brush your teeth, wash your hair, cut your nails, doing the laundry/dishes, vacuuming. The cat also washes itself and does the bird take a bath.

Personal hygiene	90000076
General hygiene	90000077

Furniture

Puzzle case 24 (empty)

E522017

Puzzle case for 8 puzzles with size 24 x 24 cm, like for example the Growth puzzles.
Dimensions: 27.5 x 21.5 x 29 cm.



Puzzle case 34 (empty)

E522054

Suitable for all types of 34 x 34 cm puzzles. Holds up to 8 puzzles. Dimensions 38 x 24 x 26 cm.



Universal puzzle case (empty)

E522427

The perfect solution for neatly storing lots of differently sized puzzles, up to 40 x 40 cm. This case has 13 shelves. Dimensions: 80 x 49 x 13 cm.



Pretend play



Toaster

E523114

A 'real' working wooden toaster, including 2 slices of bread. Dimensions: 20 x 13 x 5 cm.



Coffee-maker

E523113

A lifelike coffee-maker. Make the most delicious coffee with the coffee pads (included). Height: 21 cm.



Toy cutlery plastic in wooden drawer

E522147

This three-compartment wooden drawer contains a 24-piece cutlery set. The cutlery comes in an assortment of colours and consists of knives, forks, spoons and small spoons.

Contents:

- plastic cutlery, 24 pieces
- wooden box (20 x 16 x 5 cm)





Kitchen corner

Cooker

E522690

Wooden 4-burner stove with storage space. The door is fitted with a plexiglass transparent window. Dimensions: 43 x 40 x 62 cm. Will be delivered flat-packed.



NEW



Kitchen centre

900000123

Compact kitchen centre, fully equipped and with sufficient possibilities for storing kitchen utensils. The kitchen centre has all the features of a real kitchen, such as an induction hob, a tap, a sink, an oven, storage space and cooking utensils. When turned, the knobs for the induction hob make sounds, which makes it even more interesting for the young users. Height worktop: 62 cm. Dimensions: 74 x 37.5 x 109 cm

The wheels make it easy to move the kitchen centre and to place it anywhere.

Contents:

- unassembled kitchen centre made of birch plywood and beechwood
- 4 wooden kitchen utensils: a stirring spoon, a spatula, a (meat) fork and a knife

Refrigerator

E522691

Wooden refrigerator with 2 plexiglas shelves. The inside of the door is equipped with an egg rack, a butter rack and a bottle rack. Dimensions: 43 x 40 x 62 cm. Will be delivered flat-packed.



Washing machine

E522692

Wooden washing machine with a metal drum and a detergent tray. The door is made of plexiglas. Dimensions: 43 x 40 x 62 cm. Will be delivered ready assembled.

Sink unit

E522693

Wooden sink unit equipped with a shelf and a drawer. Dimensions: 73.5 x 37.5 x 61.5 cm. Will be delivered flat-packed.



Washing up bo

E009418

Separate red plastic washing up bowl. Fits to the sink unit (E522693).





Fruit set (24)

Small (1)
Large (2)

E522371
E522366

Delicious fruit of indestructible plastic!
Perfectly suited for pretend play. Fruit set large has the size of real fruit, the fruit set small contains smaller fruit pieces.



Vegetable set (12)

E522372

Set of 12 different kinds of plastic vegetables. All vegetables have the right shape, size and colour.



Milk, yoghurt and cheese set (12)

E522370

Set of 12 plastic pieces containing milk, yoghurt and a fine selection of cheese.

Fish set (12)

E522376

Various kinds of fish (sardine, plaice, perch, trout, etc.). The set includes 12 plastic pieces, including chips to create your own fish and chips meal.



Meat set (12)


E522377

Various kinds of meat. The set includes 12 plastic pieces, including chips.

Egg set (12)

E522382

Set of 12 plastic boiled and fried eggs.





Pizza set (8)

E522384

The plastic pizza can be cut into pieces and reassembled by means of the Velcro.

Contents:

- 6 plastic pizza pieces
- pizza cutter
- pizza scoop.

Biscuits and cakes (12)

E522406

Set of 12 plastic biscuits and cakes.



Toy ice cream (12)

E522396

Set of 12 plastic ice creams.

Toy cheese (6)

E522408

Set of 6 different kinds of plastic cheese.



Toy bread (6)

E522407

Set of 6 different plastic breads.



Toy croissants (24)

E522604

Set of 24 plastic croissants.



Doll crib

E522475

Wooden doll crib. Equipped with an extra sturdy bed base. Dimensions: 62 x 28 cm. Will be delivered flat-packed, easy to assemble.

Canopy

E523180


Canopy for doll crib (E522475).



Pillow and blanket, red

E106065

Tuck your doll into bed for a good night's sleep. Pillow and blanket combination for the doll crib (E522475).



Doll pram

E522495

Wooden buggy for dolls with 4 solid wheels and EVA foam tyres. Does not leave marks on floors. Push bar height: 51 cm. Will be delivered flat-packed. Dimension of the container: 60 x 31 cm.



Buggy

E522459

Buggy with a solid beech frame, condy-stripped linen, solid plastic wheels and extra large rubber tyres for grip. Push bar height is approx. 56 cm.



Doll chair

E523178

Sturdy wooden doll chair. Will be delivered flat-packed. Height: 55 cm.



Dress doll Ed

E523035

With dress doll Ed, the child can practice with different types of clothing fasteners. Learn to zip, lace, button and buckle. Also suitable as a cuddle toy. Height: 53 cm.



Dresser

90000122

Change the doll's nappy or that of the bear yourself! The dimensions of this changing table are ideal for children to themselves change a nappy and dress up the doll or the bear. The raised edges ensure that nothing falls off the changing table. The nappies and other baby accessories can be neatly stored in the drawers and the shelf above may be used for hanging or folding clothes on. The wheels make it easy to move the changing table and to place it anywhere. Dimensions: 73 x 37 x 78 cm.

Contents:


- unassembled changing table made of birch plywood and beech wood
- assembly manual

(To be ordered separately: E523024 Doll changing pillow)

Doll changing pillow

E523024

The detachable cover is washable at 30 degrees Celsius. Dimensions: 50 x 30 cm.





Ironing board

E009115

Wooden ironing board with foldaway legs. Adjustable in 3 positions. Dimensions: 80 x 22 x 62 cm.



Iron

E009116

Wooden iron.



Clothes airer

E522478

Clothes airer with foldaway legs. Dimensions: 52 x 32 x 69 cm.



Room broom

E522062

Room broom (soft) in child size. Varnished. Size stick: 70 cm.



Hand brush

E512052

Hand brush plastic in child size. Can be used both indoor and outdoor. To be used in conjunction with the Educo dustpan (E512051).

Dustpan

E512051

Dustpan plastic in child size. Can be used both indoor and outdoor. To be used together with the Educo hand brush (E512052).



Hand brush wood

E522064

Hand brush wood in child size. Varnished.



Broom stand

E522472

Wooden stand for 6 brooms, 2 dustpans and 2 brushes. Accessories sold separately. Height: 55 cm. Will be delivered flat-packed, easy to assemble.

Street broom

E522060

Street broom in child size. Unvarnished. Size stick: 70 cm.





Telephone set

E522365

Set of 2 wooden telephones with push buttons in holder. Telephone size: 11 x 5.5 cm. Size of holder: 16 x 5.5 cm.

Toy photo camera

E522173

Camera with a push button and a kaleidoscope lens. Size: 13 x 10 cm.



NEW



Market stall

90000124

Open a market stall together! A folding shutter like this, not only is fun, it is handy as well. Done playing? Then the market stall is closed and you can store and fold up everything. That saves a lot of space! Hang products on the rack and display them to your customers. There is room to put a cash register on the counter and have your customers pay for the products. On the shelves below the counter there is room to put products. Start selling! The wheels make it easy to move the market stall and place it anywhere. Dimensions: 75.5 x 32 (folded) x 107 cm.

Contents:

- unassembled market stall made of birch plywood and beechwood
- assembly manual

Shop playhouse

E006706

This 3-sided wooden birch plywood shop contains shelves, a service counter and a blackboard for special offers. Perfect for role-play. Flat pack design, simple construction. Accessories not included. Dimensions: 120 x 105 x 51 cm.



Role play furniture unit

E522192

Set up themed play situations in just a few minutes with this multifunctional unit, such as a market stall, hairdressing salon, ticket office and travel agency. Ideal for classrooms with limited space. Easy to assemble. Dimensions: 120 x 55 x 130 cm.



Store shelves

E006707

Place all kinds of shopping materials in these store shelves. Will be delivered flat packed. Dimensions: 90 x 30 x 90 cm.



Cash register wood

E523006

Play and practise money transactions. The register features push buttons, a money tray and a pretend credit card. Children gain a tangible sense of numbers and counting. The money display is connected to the cash register with a strong magnet.

Contents:

- wooden cash register (24 x 24 x 13 cm)
- wooden money display



Shopping cart

E009203

Shopping cart with a solid wooden frame, basket and tray, and extra-large rubber tyres to carry a lot of groceries. Dimensions: 36 x 23 x 60 cm.





NEW



Clothes rack

90000121

Put dress up clothes on the rack, change clothes and admire yourself in the mirror! Compact wooden clothes rack with a rod for hanging clothes and an unbreakable plexiglass mirror. There is a storage place behind the mirror. Here you can store shoes and accessories that complete the outfits. The wheels make it easy to move the clothes rack anywhere. Dimensions: 75 x 42 x 119.5 cm.

Contents:

- unassembled clothes rack made of birch plywood and beechwood
- assembly manual

Infant / Toddler mirror with wooden bar

E522574

Babies and toddlers are fascinated by mirrors. By observing themselves in the mirror they discover their own identity and movements. A solid, unbreakable mirror (127 x 69 cm) with a wooden frame. The mirror comes with a wooden handrail, adjustable in 3 heights. By grabbing the rail, children can pull themselves up and walk along the mirror. The mirror can be fixed both horizontally and vertically. Measures: 69 x 127 cm.





Dress up clothes



- Magician (incl. hat) E575259
- King (incl. crown) E575255
- Princess (incl. crown) E575256
- Police (incl. hat) E575250
- Fireman (excl. helmet) E575252
- Helmet fire man E575205
- Chef (incl. hat and apron) E575254
- Doktor E575253
- Pirate (incl. top and eye patch) E575260
- Knight E575261



Dress up clothes

Train driver

Explorer

Mailman

Captain

Cowboy

Construction worker

Astronaut

E575263

E575264

E575265

E575266

E575268

E575269

E575267





Dolls house

E525016 (1)

Explore family life and become a creative interior designer. Made from birch plywood. Flat pack design, simple construction. Size: 80 x 42 x 56 cm.

- Dining room (2)** **E525018**
- Bedroom (3)** **E525019**
- Living room (4)** **E525021**
- Bath room (5)** **E525022**
- Kitchen (6)** **E525023**
- Car (7)** **E525024**
- Master bedroom (8)** **E525030**

Dolls house - Family

E525020 (9)

Doll house family made of wood and cloth. The arms and legs are moveable. Contents: 6 dolls. Height of doll: 10 to 12 cm.

Farmhouse wood

E522642

Explore your imagination with this fabulous farmhouse. The farmhouse has a hinged roof and a sliding door. Suitable for both role and individual play. Accessories not included. Flat packed. Dimensions: 50 x 24 x 28 cm.



Horse harness

E522091

Stimulate imagination and motor skills when playing outside.

Story theatre

E522182

This charming table top theater is ideal for bringing stories and lessons to life. The arch acts like a picture frame which draws in the focused attention of children. This creative teaching tool is excellent for use with hand and finger puppets as well as sketches, pictures and shadow play.

Contents:

- wooden table top theater (47 x 37 x 9 cm)
- transparent whiteboard



Steering box

E009415

Wooden steering unit with gear stick and 2 pedals for imaginative drivers. Dimensions: 37 x 37 x 39 cm.





Garage - Big

E523005

Wooden garage with plenty of possibilities for play: parking deck, petrol station, car lift and a repair shop on the ground floor. Dimensions: 77 x 50 x 47 cm.



Garage

E525027

This wooden car park invites you to instantly start to play. It even has a real car lift and a heliport. Dimensions: 36 x 66 x 48 cm.

Railway train set

E522996

Comprehensive railway set with durable wooden tracks and a village with inhabitants. The trains are connected with magnets. Contains 116 pieces in a plastic storage box.



Building bricks - Twin blocs

E522122

Extra large building bricks (15 x 6 x 6 cm). Appropriate for the youngest toddlers. Because of its eight-angular form many 3D buildings can be created. The set contains 48 flexible plastic building bricks in 6 different colours.




Castle building bricks

E523111

309 bright coloured building bricks to build a large castle. The plastic blocks have different shapes in 3 colours. Basic size: 40 x 20 x 4.5 cm.

Contents:

- box 1: 128 pieces
- box 2: 181 pieces



Play mat - City

E523152

Traffic mat on which children can create and copy traffic situations. Can be used in combination with world game materials such as cars, figures, blocks, etc. Other play mats can be connected. The mat is made of plastic, which makes it easy to clean. Size: 200 x 120 cm.



Play mat - Farm/zoo

E523163

Traffic mat with a farm and a zoo. Can be used in combination with world game materials such as animals, fences, cars, etc. Other playing mats can be connected. The mat is made of plastic, which makes it easy to clean. Size: 200 x 120 cm.

Traffic play mat - Farm

E009402

Traffic play mat with low pile and piped edges. Size: 150 x 200 cm.



Traffic play mat - City

E009403

Traffic play mat with low pile and piped edges. Size: 140 x 200 cm.

Building mat rack

E009137

Wooden holder to store 4 play mats. Will be delivered unassembled, including assembly manual. Dimensions: 34 x 33 x 74 cm.



Cube chair

E523098

Sleek and sturdy cube furniture. The Cube chair has 2 seat heights and can also be used as a table. Made of transparent lacquered multiplex. Will be delivered flat-packed. Seat height: 15 and 21 cm. Dimensions: 34 x 34 x 34 cm.



Cube table

E523100

Sleek and sturdy cube furniture. The Cube table is made of transparent lacquered multiplex. Will be delivered flat-packed. Dimensions: 70 x 70 x 46 cm.

Chair

E523101

Stackable chair with handy grip to move it around. Made of transparent lacquered multiplex. Will be delivered flat-packed. Seat height: 28 cm.



Table

E523103

Round table made of transparent lacquered multiplex. Will be delivered flat-packed. Dimensions: 70 x 50 cm (ø x h).

